

Myobrace® for Juniors



Use one hour daily plus overnight while sleeping.


- 1 **Flexible material** - for use in more extreme starting cases and for improved patient compliance and comfort.
- 2 **Air spring** - allows gentle and active stimulation to the growing facial and jaw muscles.
- 3 **Tongue tag, guard and elevators** - train the tongue to position properly and prevent thumb sucking.
- 4 **Extended lip bumper** - discourages strong, overactive lip muscles.

Primary dentition

Myobrace® for Juniors is a three-stage appliance system designed specifically to correct poor oral habits while treating upper and lower jaw development problems. *Myobrace® for Juniors* is most effective in the primary dentition from as early as three to six years of age. *For assistance with appliance selection, use the 'Appliance Selector' feature on myresearch.com*

Designed for:

- Correcting (mouth) breathing problems.
- Correcting tongue position and swallowing patterns.
- Exercising the jaw muscles.
- Replacement for pacifier/dummy.
- Improving natural arch development.
- Early treatment of open bites and cross-bites.



3 - 6 YEARS

All *Myobrace®* appliances are designed to correct habits, develop the maxilla and mandible, and align the teeth. Each stage focuses on a particular treatment goal.




HABIT CORRECTION

Establish nasal breathing.

STAGE 1



4-6 months



The *J1* is available in medium and large and comes in pink and blue.
J1 APPLIANCE - PERSPECTIVE VIEW (left)
J1 - CROSS SECTION (above)

MYOBACE® J1

The *J1* focuses on establishing nasal breathing and myofunctional habit correction. It is soft and flexible which gives the best compliance, adapts to any arch form and malocclusion. It features anterior breathing holes to allow minimal mouth breathing at the beginning of treatment and the posterior air spring encourages cranio-mandibular muscle exercising.


Only move to the *J2* when the *J1* stays in at night and nasal breathing is established.




ARCH DEVELOPMENT

Establish correct tongue position.

STAGE 2



4-6 months



The *J2* is available in medium and large and comes in pink and blue.
J2 APPLIANCE - TOP VIEW (left)
J2 - CROSS SECTION (above)

MYOBACE® J2

The *J2* focuses on arch development as well as continuing habit correction. It has minimal breathing holes since nasal breathing is established in the previous stage. It focuses on establishing correct tongue resting position and correct swallowing. The *J2* is made from medium hardness material which assists in developing the arch form and the correct jaw relationship. Only move to the *J3* when the above goals are established.



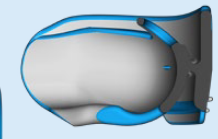
JAW ALIGNMENT AND RETENTION

Maintain correct lip posture and swallow.

STAGE 3



4-6 months



The *J3* is available in medium and large and comes in pink and blue.
J3 APPLIANCE - REAR TECHNICAL VIEW (left)
J3 - CROSS SECTION (above)

MYOBACE® J3

The *J3* focuses on finalising jaw development, correct arch form and habit correction. The *J3* material is harder and intended to apply more force to the teeth and jaws for better alignment, optimising the arch form for the erupting permanent anterior teeth. The wider tongue tag hole allows the tongue to sit in its natural position directly on the correct spot. Move to the *Myobrace® for Kids* series if further treatment is needed in the mixed dentition.