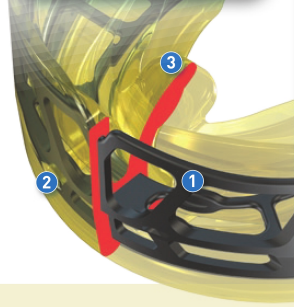


MIXED DENTITION CIII

Myobrace for Interceptive Class III™

The majority of class III malocclusions are a result of a deficient maxilla due to mouth breathing and a lowered tongue posture. This results in both skeletal and dental class III malocclusions. The *Myobrace*® *Interceptive Class III* appliance system is specifically designed to correct Class III malocclusions. Most effective in the early mixed dentition (ages 5-8). The appliance has additional offset to improve dental correction of anterior crossbite.

Use one hour daily plus overnight while sleeping.



- 1 DynamiCore™ with Frankel Cage** - assists in widening the upper jaw, allowing more space for the tongue.
- 2 Small breathing holes and dual arch form** - prevent mouth breathing, which is common in most Class III cases.
- 3 Tongue tag, guard and elevators** - train the tongue to position correctly. This can prevent unwanted lower jaw growth.

5 - 8 YEARS

All *Myobrace*® appliances are designed to correct habits, develop the maxilla and mandible, and align the teeth. Each stage focuses on a particular treatment goal.

i-3^N

HABIT CORRECTION

Establish nasal breathing.

STAGE 1

4-6 months



MYOBRACE® i-3N

The *i-3N* focuses on establishing nasal breathing and myofunctional habit correction. It is soft and flexible which gives the best compliance, adapts to any arch-form and malocclusion, and optimises staying in place at night.

Only move to the *i-3®* when the *i-3N* stays in at night and nasal breathing is established.

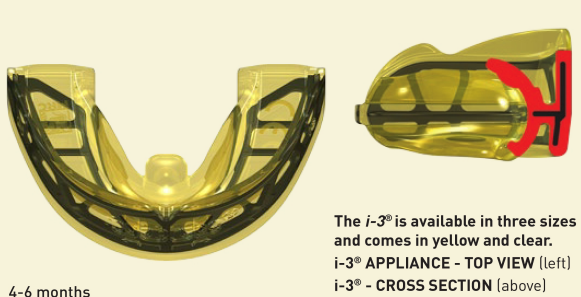
i-3[®]

ARCH DEVELOPMENT

Establish correct tongue position.

STAGE 2

4-6 months



MYOBRACE® i-3®

The *i-3®* focuses on arch development and continuing habit correction. It features a *DynamiCore*™ that has the Frankel effect, which assists in developing the upper arch form. This helps to correct the class III malocclusion. Only move to *i-3H* when arch form has improved and tongue resting position and correct swallowing patterns are established with good dental alignment.

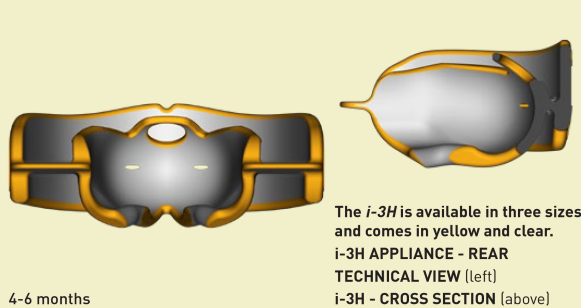
i-3^H

FINAL ALIGNMENT AND RETENTION

Maintain correct lip posture and swallow.

STAGE 3

4-6 months



MYOBRACE® i-3H

The *i-3H* focuses on completing habit correction, class III correction, final tooth alignment and retention with its firmer polyurethane construction.

The hollow tongue tag facilitates final tongue position directly on the correct spot.

P-3[®]

PERMANENT DENTITION

Myofunctional habit correction and dental class III correction.



MYOBRACE® P-3® PERMANENT DENTITION

The *P-3®* is intended for the permanent dentition where skeletal class III is difficult to correct. The focus of the *P-3®* is dental class III, anterior crossbite correction where possible. It provides habit correction (correction of mouth breathing and swallowing habits) and the additional 3mm offset* between the upper and lower anterior arch form provides dental class III correction. Note: class III correction in permanent dentition is not always possible.