

## Restorations

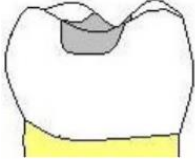
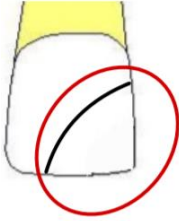
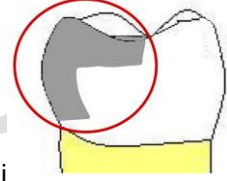

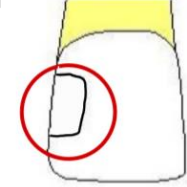
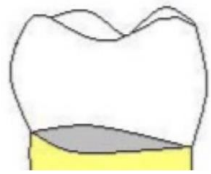
### PUSAT PERGIGIAN U 优牙科中心 U DENTAL CENTER

Taman U 大学城: 26, Jalan Kebudayaan 1, Taman Universiti, 81300 SKUDAI. Tel:607-521 1111,  
SMS: 6012-8800100 HP:6 014-888 9000

### U Dental Specialist Clinic 优牙科专科诊所 Klinik Pakar Pergigian U

Bukit Indah 武吉英达: 65, Jalan Indah 16/12, Taman Bukit Indah, 81200 Johor Bahru, Johor.  
Tel: 607-234 2000, SMS: 6014-508 0000 HP: 6019-500 6 900  
Tel: 07-232 4444, SMS: 6014-9 900 900 HP: 6014-888 2000  
www.gigi.my info@gigi.my

#### INFORMASI PESAKIT DAN PERSETUJUAN BERMAKLUM\*

<p><b>Amalgam:</b> -A type of metal from a mixture of mercury &amp; argentum -The gray color is harder than the others, not suitable for wear on the front teeth</p>	<p>Class I patch: Bite surface</p> 	<p>Please patch the cavity as soon as possible. If you wait for a large hole to involve the edge of the tooth, the cost is higher and the filling may not last long. Tooth color filling (RM100-120) on one surface is more expensive than gray amalgam (RM80-100). The second and subsequent surface fillings will be charged 50% each more surface. Teeth that break corners. (class.IV) combines 4 surfaces and an estimate of RM150 to &gt; 200)</p>
<p><b>Composite resin:</b> -A type of plastic whose transparency is almost the same as teeth, commonly worn on the front teeth -The color of the teeth is beautiful but may be disain in the long run by food and drink -Need to be polished/replaced -Composite does not adhere directly chemically to teeth like GIC -Composite needs to be glued to teeth processed with acid etch and added with bonding/adhesive</p>	<p>Class IV fillings involve incisal</p> 	<p><b>-Complications/ extra costs:</b></p> <ol style="list-style-type: none"> <li>I. If frequently ruptured, dental coronary may be required at the patient's own expense.</li> <li>II. If the filling is large, it may be close to the nerves of the tooth. The tooth may feel sensitive for how many days. A long -term injured tooth may have pus or the gums will be swollen where root canal treatment is needed.</li> <li>III. Pinlock / Stabilok - If the loss of the cushion / "mount" on the teeth of the titanium pin may be added so that the patch "holds"</li> <li>IV. An inlay/ Onlay/ Crown made outside the mouth may be needed to cover a patch that is happy to crack/ date. It may be made of metal (dark color), porcelain (tooth color but not as hard as metal), or even tooth color zirconia that is harder than porcelain.</li> </ol>
<p>Can use amalgam or composite. This patch may crack at the edges and should not be harder than teeth. If plaque and food easily accumulate in the cracks, care with floss or an interdental brush is required.</p>	<p>Class II fillings:</p> 	<p style="text-align: center;">INLAY      ONLAY      CROWN</p> 
<p><b>Composite:</b> Damage in the gaps between the teeth such as class II and IV is usually not visible from the outside, unless it is already very large. So for a tooth gap that is easy to insert food a slit xray may be needed.</p>	<p>Class III filling-Front tooth</p> 	<p><b>Temporary Filling:</b> If the deep hole is close to the tooth nerve, a temporary sedative patch (eugenol liquid + zinc oxide powder) will be used to determine whether the tooth hurts or not. It needs to be replaced with an actual patch.</p>
<p><b>GIC (Glass ionpmer cement)</b> Can be applied directly to the dentin of the tooth chemically, It is not as hard as composite and the color is not transparent, suitable ubtuklubang in the neck of the tooth,</p>	<p>Class V filling-Cervical third of tooth</p> 	<p><b>ICON Infiltration:</b></p> <ul style="list-style-type: none"> <li>-For large and shallow surfaces such as front teeth that have lost calcium minerals, calcareous changes to white</li> <li>-Enamel can be hardened by infiltration (filling material into the enamel to harden teeth and improve tooth transparency)</li> <li>-This method is minimally invasive and does not need to cut many tooth structures</li> </ul>
		<p><b>Painless filling: Fissure sealant:</b> -Recommended on small fillings on tooth surfaces that are prone to decay/food stains, where parts with shallow stains will be cleaned without any pain and shallow white fillings added to fill the bite surface.</p>