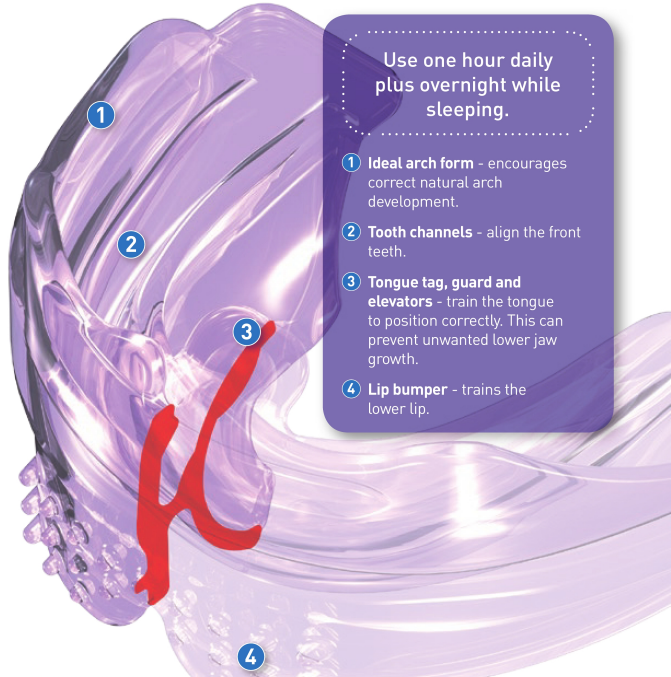


Myobrace® for Adults



Use one hour daily plus overnight while sleeping.

- 1 **Ideal arch form** - encourages correct natural arch development.
- 2 **Tooth channels** - align the front teeth.
- 3 **Tongue tag, guard and elevators** - train the tongue to position correctly. This can prevent unwanted lower jaw growth.
- 4 **Lip bumper** - trains the lower lip.

PERMANENT DENTITION

Myobrace® for Adults is a three-stage appliance system for the permanent dentition. For the adult patient, all the growth has taken place and the teeth are in their most stable position. Mouth breathing and incorrect swallowing habits have been established over many years and are more difficult to correct. For these reasons, results in adults are not as predictable as with children. The *Myobrace® for Adults* appliance series incorporates the same features of *MRC's* proven appliance design principles. Can also be used with the *Farrell Bent Wire System™*.

Designed for:

- Treating most malocclusions in adult patients.
- Mild to medium upper and lower anterior crowding.
- Treatment of relapse of anterior alignment after orthodontic treatment with braces.
- Moderate Class II Division 1 and Division 2.

15 YEARS+

All *Myobrace®* appliances are designed to correct habits, develop the maxilla and mandible, and align the teeth. Each stage focuses on a particular treatment goal.

A¹

HABIT CORRECTION

Establish nasal breathing.

STAGE 1



4-6 months

The *A1* is available in medium and large and comes in purple and clear.

A1 APPLIANCE - PERSPECTIVE VIEW

(left)

A1 - CROSS SECTION (above)

MYOBRACE® A1

The *A1* focuses on establishing nasal breathing and myofunctional habit correction. It is soft and flexible which gives the best compliance, adapts to any arch form and malocclusion, and optimises staying in place at night.


Only move to the *A2* when the *A1* stays in at night and nasal breathing is established. The *A1* can be combined with the *Farrell Bent Wire System™ (BWS™)* if the arch form is narrow.

A²

ARCH DEVELOPMENT

Establish correct tongue position.

STAGE 2



4-6 months

The *A2* is available in medium and large and comes in purple and clear.

A2 APPLIANCE - TOP VIEW (left)

A2 - CROSS SECTION (above)

MYOBRACE® A2

The *A2* provides arch development, habit correction and dental alignment due to the medium hardness polyurethane material used. The harder material puts more force on the anterior teeth to improve their alignment. The focus of the *A2* is to establish correct tongue position and swallowing in the adult patient.

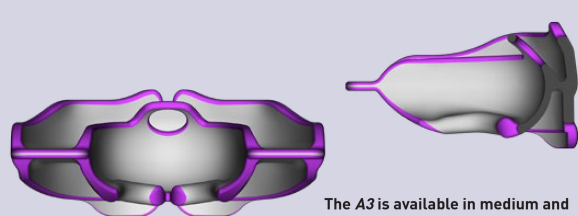
Move to the *A3* once all the habit correction goals above have been completed.

A³

FINAL ALIGNMENT AND RETENTION

Maintain correct lip posture and swallow.

STAGE 3



4-6 months

The *A3* is available in medium and large and comes in purple and clear.

A3 APPLIANCE - REAR TECHNICAL VIEW (left)

A3 - CROSS SECTION - (above)

MYOBRACE® A3

The *A3* provides final alignment and retention. Its firm polyurethane construction provides additional tooth alignment and retention, as well as additional final habit correction. The hollow tongue tag allows finalised tongue position on the correct spot.

Optimum final alignment can be achieved with braces or sequential aligners combined with the *Myobrace® for Braces* series.