



Dental essentials


Oral care and braces


Caring for your teeth and gums during orthodontic treatment


Oral care and braces— a quick guide:

 Brush thoroughly at least three times a day (and especially after eating).

 Use fluoride toothpaste with a soft-bristled toothbrush specially designed to clean around your braces.

 Clean between teeth daily to remove plaque from areas your toothbrush can't reach.

 Use a fluoride mouth rinse at least once daily to help prevent cavities.

 Eat a well balanced diet—but avoid sticky or chewy foods that can damage your braces and increase your risk for cavities.



 Continue to visit your dentist and hygienist for regular checkups.

Provided as an educational service by

BRAUN

Oral-B

Oral-B

Oral B—the brand more dentists use worldwide.

Diethelm Malaysia Sdn Bhd
74, Jalan University
46700 Petaling Jaya
Selangor

www.oralb.com

www.braun.com



Who needs orthodontic treatment?

Not everyone's teeth are perfectly straight. In fact, many people have crooked or overcrowded teeth. If your dentist thinks your teeth need straightening, he or she may refer you to an *orthodontist*, a dentist who specializes in this type of treatment.

During treatment, fixed braces or a removable appliance may be worn to gradually move teeth to their correct position in the mouth.

At what age can orthodontic treatment start?

While it is most common during childhood and adolescence (from around age eight and up), an increasing number of adults today are also opting for orthodontic treatment.






How long does the treatment take?

It varies, but it may take from 18 to 30 months to complete. For adults, treatment may take a little longer because the facial bones have stopped growing. But whatever your age, keeping your teeth and gums healthy during orthodontic treatment will help keep treatment time on track.



How do I keep my teeth and gums healthy?

The key to healthy teeth and gums is proper plaque removal every day. *Plaque* is the sticky colorless film of bacteria that is constantly forming on your teeth and, left to build up, is one of the main causes of tooth decay and gum disease. Follow these simple guidelines and you'll be off to a great start:

-  Brush your teeth and braces at least three times a day (and especially after eating):
-  Clean between teeth at least once daily—and definitely just before you go to bed.
-  Use a fluoride toothpaste; fluoride is proven to help prevent cavities.
-  Use a fluoride mouth rinse at least once daily to help reduce the risk of cavities.
-  Try to carry your toothbrush and floss with you at all times so that you can clean your teeth even when you are not at home.

How do I clean all areas of my mouth while wearing braces?

At first, doing a good job removing plaque from your teeth and along the gumline may seem difficult with braces. But keep at it: with a bit of practice, it will get easier! Following these tips can also help:

- First, take off any elastic bands and removable parts (like headgear).

- One recommended brushing method is to place your brush at a 45° angle to the gum. Apply gentle pressure as you brush with a short back-and-forth motion, cleaning each tooth individually for about 10 seconds.
- Use the same brushing motion on all inner and outer tooth surfaces.
- Don't forget to brush the chewing surfaces of your teeth—and make sure you reach the teeth in the back, too.
- Finish by cleaning around your braces, brushing first from the top and then from the bottom. Brush gently and take care not to break or bend any of the brackets or wires.



Cleaning a removable appliance

After you take the appliance out of your mouth, brush and clean between your teeth in the normal way. Then, using your toothbrush and toothpaste, clean your appliance, rinsing thoroughly with water afterwards.

Also, make sure that you gently brush the gum areas that are covered by your appliance. This includes the roof of your mouth if you wear the appliance on your top teeth.

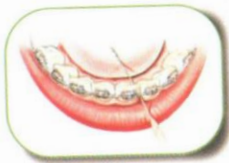
How often should I clean my braces?

It is vital that you clean your braces every time you brush your teeth. Braces can act as a "plaque trap," increasing the amount of plaque in your mouth, which in turn can lead to an increased risk of cavities and gum disease.

How do I floss with fixed braces?

Flossing removes the plaque between your teeth and under your gumline—areas beyond the reach of your toothbrush. In fact, if you don't floss, you're leaving up to 40% of your tooth surfaces untouched and uncleaned.

- Choose a “threading floss” with a stiffened end that threads it through the gap between each tooth—above the wire for your upper teeth and below the wire for your lower teeth.



- Curve the floss around each tooth in a “C” shape and gently move it up and down the side of each tooth, including under the gumline. Unroll a new section of floss as you move from tooth to tooth.

Which products are best for braces?

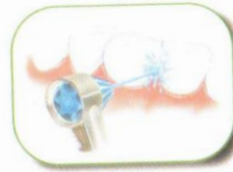
Orthodontic toothbrushes have bristles trimmed in a “V” shape for cleaning above and below the brackets and wire.



Power toothbrushes can remove more plaque than ordinary manual toothbrushes. And some of the newer ones have brushheads specifically made for use with braces.



Interdental brushes have very small heads with fine bristles, perfect for cleaning under wires and between teeth. Check with your dentist how you should clean around your braces with this type of brush.



Irrigation devices use a pressurized stream of water (or mouth rinse) to clean around braces and along the gumline. Most have lower

settings for use on sensitive areas.

An orthodontist may recommend using a combination of home care products in your daily routine.

Do I still need to see my regular dentist?

Yes. Your dentist and orthodontist will work together with you to help you do the best job possible in caring for your teeth and gums.

Keep smiling!

Wearing braces requires patience and discipline. However, the result of treatment can be more than just a healthy smile: often, your orthodontist is preventing bigger problems from developing later.

Proper oral care at home is important because it will help keep your treatment time on course and might even help reduce it. Furthermore, it will contribute to the long-term health of your teeth and gums.

And your reward? A lifetime of healthy, beautiful smiles!

